

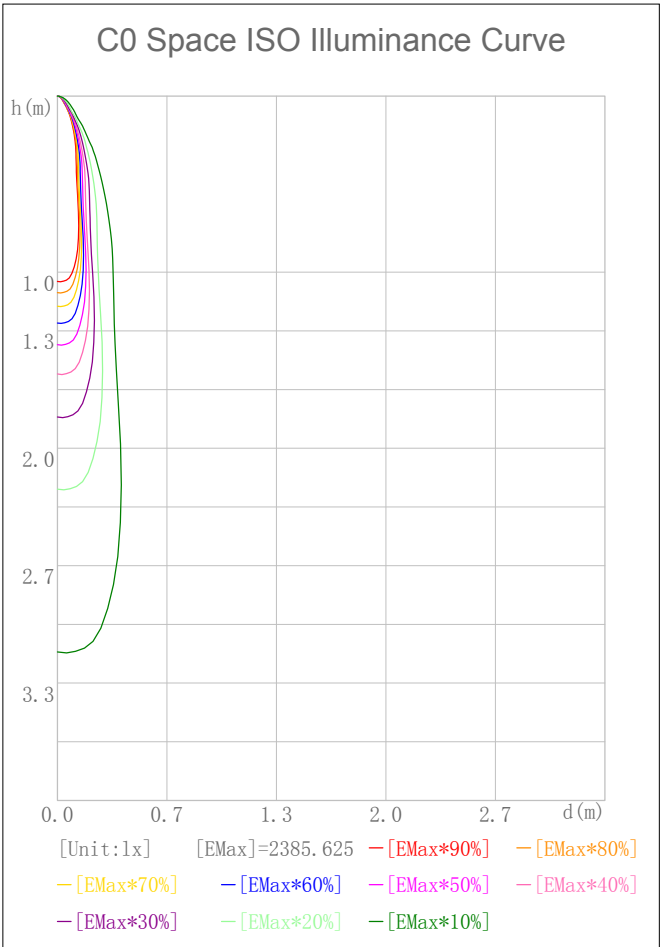
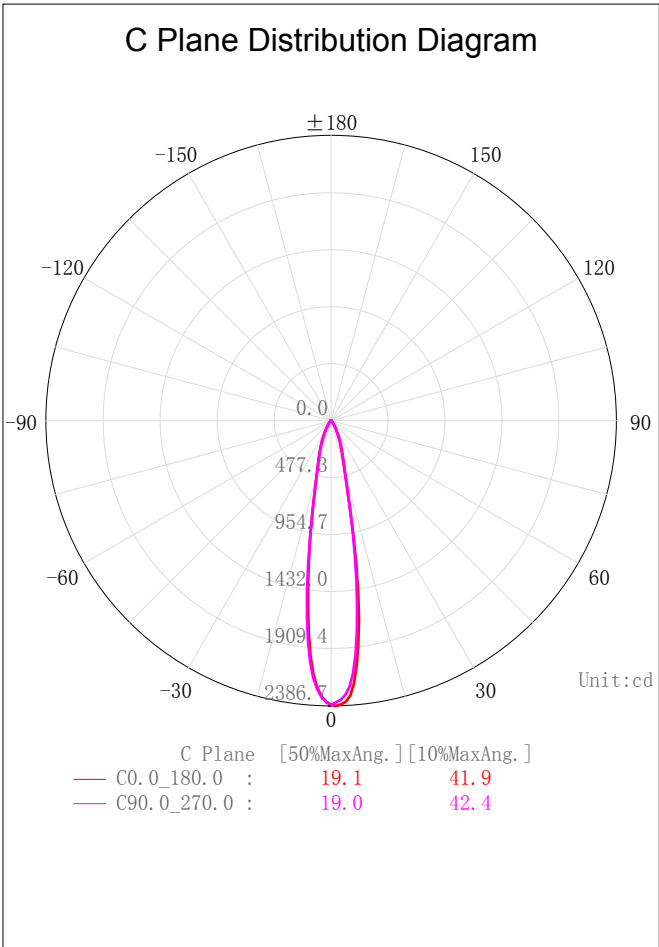
Indoor Luminaire Photometric Data

Description Information

Luminary Name:SD06-06-XX-01 3000K RA90 24D		Lum. Catalog:	Test ID: 01
Lamp Name:		Lamp Catalog: LED	Test Date: 2021/04/17
Manufacture: Shenzhen Norming Lighting Co.Ltd		Shld.Ang(°):	Test Machine:GON-2000
Test Lab: Quality Department		Frequency (Hz):	Lamp CCT (K): Ra:
Lum. Size (W*L*H):0.050m*0.000m*0.000m		Lum. Area (m2):0.002	Lum. W (kg): 0.000
Test System: C, γ	Test Step: C=90.0 γ=1.0	Temp. (°C): 25	Humidity(%): 50.0

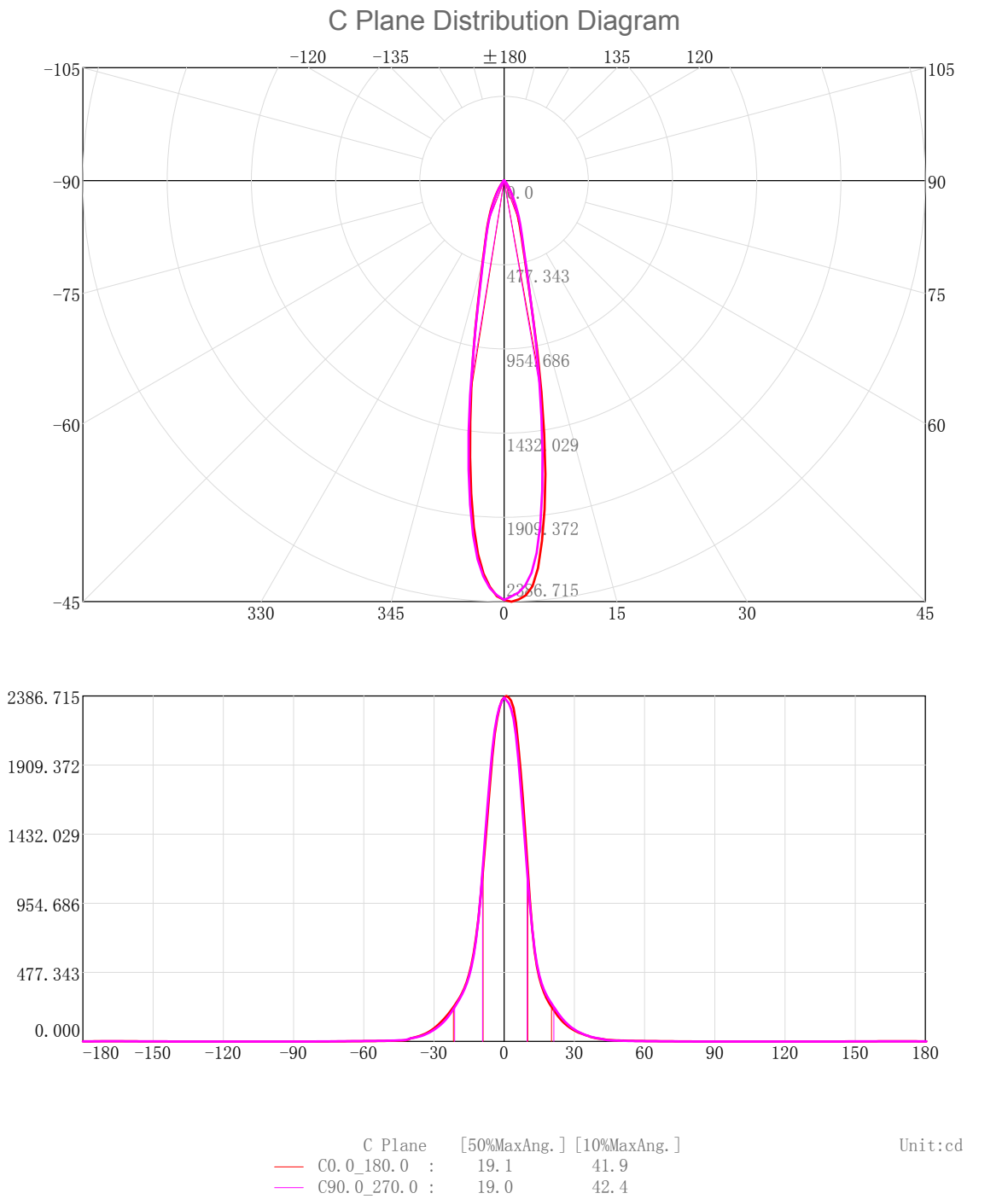
Character Parameter

Lamp Speciality Parameter		Luminaire Speciality Parameter	
Rated Flux(lm): 418.300	Luminary Flux(lm): 418.301	Field Angle(10%Imax): 41.9(°)	
Rated Power(W):	Luminary Efficiency: 100.00%	Down Lumens&Percent: 416.889lm 99.66%	
Rated Voltage(V):	Luminary EER(lm/W): 74.180	Up Lumens&Percent: 1.412lm 0.34%	
Tested Power(W): 5.639	Max. Candela(cd): 2386.715	S/MH: C0_a180=0.329 C90_270=0.326	
Lamps' Inside: 1	Max Cand@Ang. (°): C=0.0 γ=1.0	CIE Type: Semi-Direct	
Tested Electrics (V, A, pf):240.3, 0.029, 0.786	Beam Angle(50%Imax): 19.1(°)	ErP ϕ use(90°): 408.754lm	
Lamp Size (W*L*H):0.050m*0.000m*0.000m	Left=-9.0°, Right=10.1°	IRF(%): 1196.878	



2D Plane Light Intensity Distribution Curve

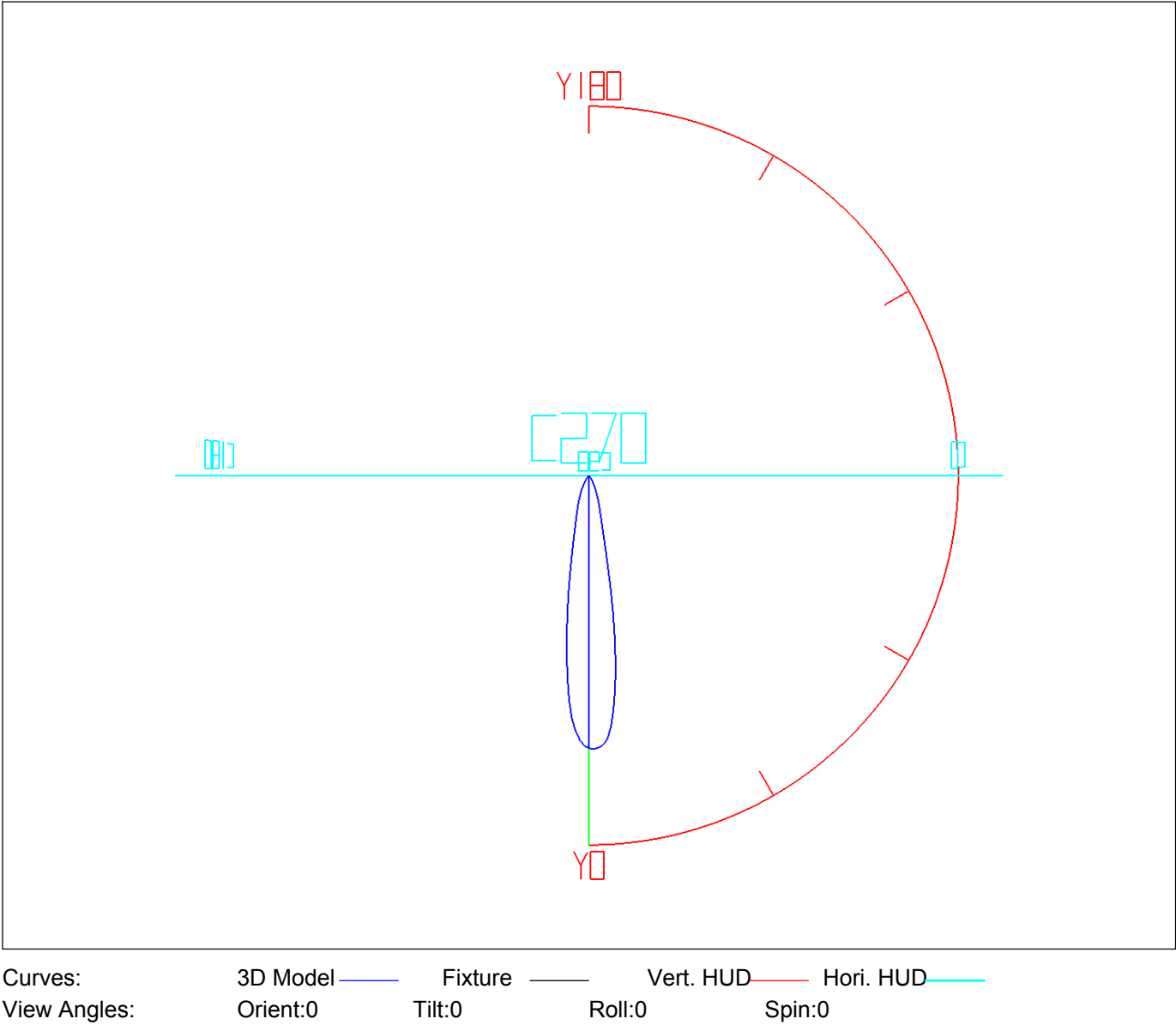
Lum. Name: SD06-06-XX-01 3000K RA90 24D	Lum. Catelog:	Test ID: 01
Lamp Name:	Lamp Catelog: LED	Test Lab: Quality Department
Manufacture: Shenzhen Norming Lighting Co.Ltd	Test Machine:GON-2000	Test Date: 2021/04/17



3D Light Intensity Distribution Modal

Lum. Name: SD06-06-XX-01 3000K RA90 24D	Lum. Catalog:	Test ID: 01
Lamp Name:	Lamp Catalog: LED	Test Lab: Quality Department
Manufacture: Shenzhen Norming Lighting Co.Ltd	Test Machine:GON-2000	Test Date: 2021/04/17

3D Light Intensity Distribution Modal



IES Indoor Report

Photometric Filename:SD06-06-XX-01 3000K RA90 24D.IES

Zonal Flux Tabulation

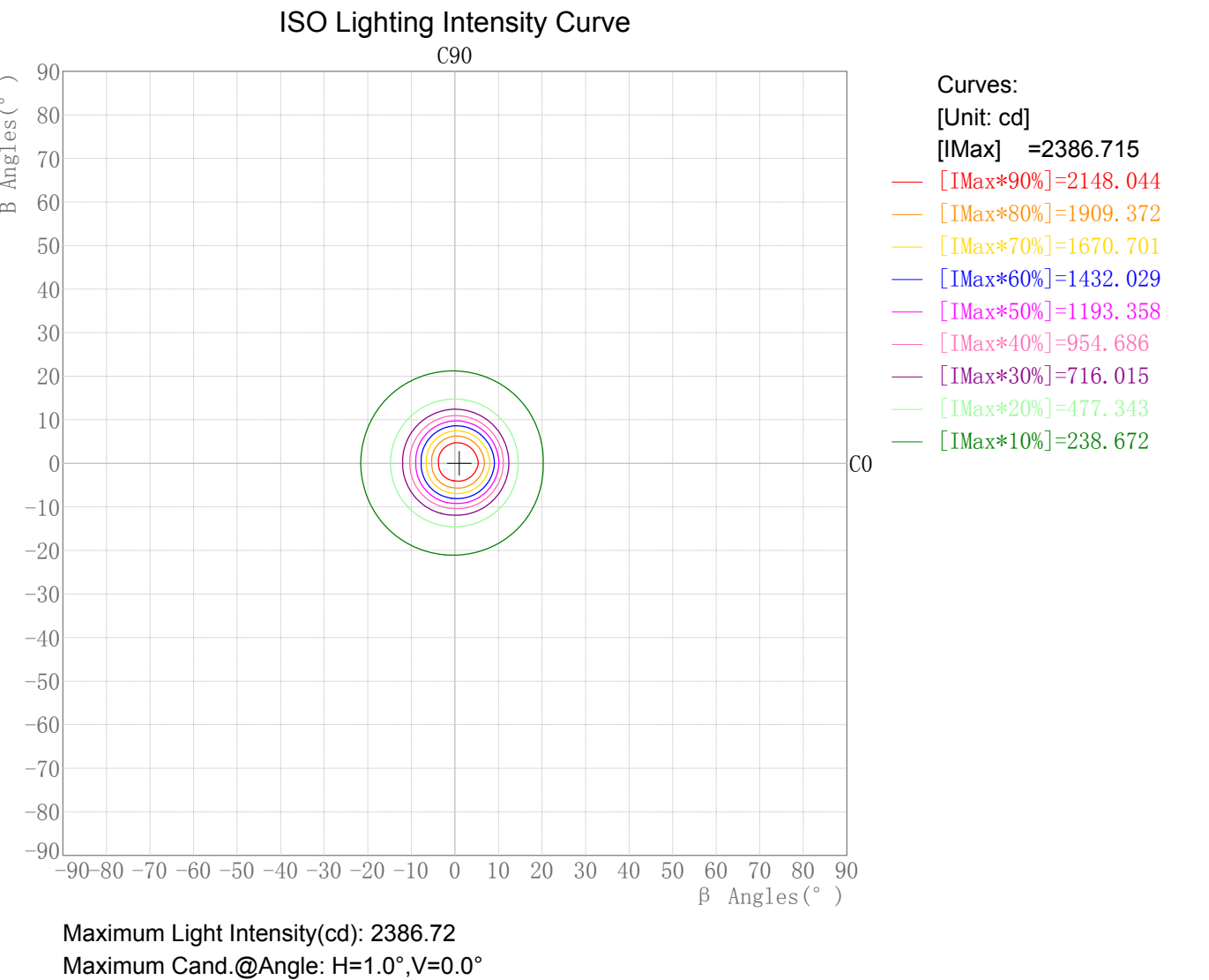
Zone(γ)	Zone Flux (lm)	Sums Flux (lm)	Zone%Lamp	Sums%Lamp	Zone(γ)	Zone Flux (lm)	Sums Flux (lm)	Zone%Lamp	Sums%Lamp
0.0-1.0	2.27	2.27	0.54	0.54	47.0-48.0	0.54	409.55	0.13	97.91
1.0-2.0	6.74	9.00	1.61	2.15	48.0-49.0	0.51	410.06	0.12	98.03
2.0-3.0	11.03	20.04	2.64	4.79	49.0-50.0	0.48	410.54	0.11	98.14
3.0-4.0	15.01	35.05	3.59	8.38	50.0-51.0	0.45	410.98	0.11	98.25
4.0-5.0	18.41	53.46	4.40	12.78	51.0-52.0	0.42	411.40	0.10	98.35
5.0-6.0	20.96	74.42	5.01	17.79	52.0-53.0	0.39	411.79	0.09	98.44
6.0-7.0	22.53	96.95	5.39	23.18	53.0-54.0	0.37	412.15	0.09	98.53
7.0-8.0	23.16	120.11	5.54	28.71	54.0-55.0	0.35	412.50	0.08	98.61
8.0-9.0	22.88	142.99	5.47	34.18	55.0-56.0	0.33	412.84	0.08	98.69
9.0-10.0	21.76	164.76	5.20	39.39	56.0-57.0	0.32	413.15	0.08	98.77
10.0-11.0	20.04	184.79	4.79	44.18	57.0-58.0	0.30	413.45	0.07	98.84
11.0-12.0	18.02	202.81	4.31	48.48	58.0-59.0	0.29	413.74	0.07	98.91
12.0-13.0	16.11	218.92	3.85	52.33	59.0-60.0	0.27	414.01	0.07	98.98
13.0-14.0	14.57	233.48	3.48	55.82	60.0-61.0	0.26	414.27	0.06	99.04
14.0-15.0	13.40	246.89	3.20	59.02	61.0-62.0	0.25	414.52	0.06	99.10
15.0-16.0	12.50	259.39	2.99	62.01	62.0-63.0	0.23	414.75	0.06	99.15
16.0-17.0	11.79	271.17	2.82	64.83	63.0-64.0	0.22	414.97	0.05	99.20
17.0-18.0	11.19	282.37	2.68	67.50	64.0-65.0	0.21	415.17	0.05	99.25
18.0-19.0	10.67	293.04	2.55	70.06	65.0-66.0	0.19	415.37	0.05	99.30
19.0-20.0	10.18	303.22	2.43	72.49	66.0-67.0	0.18	415.55	0.04	99.34
20.0-21.0	9.68	312.91	2.32	74.80	67.0-68.0	0.17	415.72	0.04	99.38
21.0-22.0	9.16	322.06	2.19	76.99	68.0-69.0	0.16	415.88	0.04	99.42
22.0-23.0	8.59	330.65	2.05	79.05	69.0-70.0	0.15	416.02	0.03	99.46
23.0-24.0	8.00	338.65	1.91	80.96	70.0-71.0	0.13	416.16	0.03	99.49
24.0-25.0	7.40	346.05	1.77	82.73	71.0-72.0	0.12	416.28	0.03	99.52
25.0-26.0	6.83	352.88	1.63	84.36	72.0-73.0	0.11	416.38	0.03	99.54
26.0-27.0	6.27	359.15	1.50	85.86	73.0-74.0	0.10	416.48	0.02	99.56
27.0-28.0	5.73	364.88	1.37	87.23	74.0-75.0	0.08	416.56	0.02	99.58
28.0-29.0	5.23	370.11	1.25	88.48	75.0-76.0	0.07	416.63	0.02	99.60
29.0-30.0	4.76	374.88	1.14	89.62	76.0-77.0	0.06	416.69	0.01	99.62
30.0-31.0	4.33	379.21	1.04	90.65	77.0-78.0	0.05	416.74	0.01	99.63
31.0-32.0	3.92	383.13	0.94	91.59	78.0-79.0	0.04	416.78	0.01	99.64
32.0-33.0	3.54	386.67	0.85	92.44	79.0-80.0	0.03	416.81	0.01	99.64
33.0-34.0	3.20	389.87	0.76	93.20	80.0-81.0	0.02	416.84	0.01	99.65
34.0-35.0	2.86	392.73	0.68	93.89	81.0-82.0	0.02	416.86	0.00	99.66
35.0-36.0	2.56	395.29	0.61	94.50	82.0-83.0	0.01	416.87	0.00	99.66
36.0-37.0	2.28	397.57	0.54	95.04	83.0-84.0	0.01	416.88	0.00	99.66
37.0-38.0	2.02	399.59	0.48	95.53	84.0-85.0	0.01	416.89	0.00	99.66
38.0-39.0	1.81	401.40	0.43	95.96	85.0-86.0	0.00	416.89	0.00	99.66
39.0-40.0	1.62	403.02	0.39	96.35	86.0-87.0	0.00	416.89	0.00	99.66
40.0-41.0	1.38	404.39	0.33	96.68	87.0-88.0	0.00	416.89	0.00	99.66
41.0-42.0	1.10	405.50	0.26	96.94	88.0-89.0	0.00	416.89	0.00	99.66
42.0-43.0	0.90	406.39	0.21	97.15	89.0-90.0	0.00	416.89	0.00	99.66
43.0-44.0	0.75	407.15	0.18	97.33	90.0-91.0	0.00	416.89	0.00	99.66
44.0-45.0	0.67	407.82	0.16	97.49	91.0-92.0	0.00	416.89	0.00	99.66
45.0-46.0	0.62	408.43	0.15	97.64	92.0-93.0	0.00	416.89	0.00	99.66
46.0-47.0	0.58	409.01	0.14	97.78	93.0-94.0	0.00	416.89	0.00	99.66

Zonal Flux Tabulation - (Cont.)

Zone(γ)	Zone Flux (lm)	Sums Flux (lm)	Zone%Lamp	Sums%Lamp	Zone(γ)	Zone Flux (lm)	Sums Flux (lm)	Zone%Lamp	Sums%Lamp
94.0-95.0	0.00	416.89	0.00	99.66	141.0-142.0	0.01	416.91	0.00	99.67
95.0-96.0	0.00	416.89	0.00	99.66	142.0-143.0	0.02	416.92	0.00	99.67
96.0-97.0	0.00	416.89	0.00	99.66	143.0-144.0	0.02	416.95	0.01	99.68
97.0-98.0	0.00	416.89	0.00	99.66	144.0-145.0	0.03	416.97	0.01	99.68
98.0-99.0	0.00	416.89	0.00	99.66	145.0-146.0	0.03	417.01	0.01	99.69
99.0-100.0	0.00	416.89	0.00	99.66	146.0-147.0	0.04	417.05	0.01	99.70
100.0-101.0	0.00	416.89	0.00	99.66	147.0-148.0	0.04	417.09	0.01	99.71
101.0-102.0	0.00	416.89	0.00	99.66	148.0-149.0	0.05	417.14	0.01	99.72
102.0-103.0	0.00	416.89	0.00	99.66	149.0-150.0	0.05	417.19	0.01	99.74
103.0-104.0	0.00	416.89	0.00	99.66	150.0-151.0	0.05	417.25	0.01	99.75
104.0-105.0	0.00	416.89	0.00	99.66	151.0-152.0	0.06	417.30	0.01	99.76
105.0-106.0	0.00	416.89	0.00	99.66	152.0-153.0	0.06	417.36	0.01	99.78
106.0-107.0	0.00	416.89	0.00	99.66	153.0-154.0	0.06	417.42	0.01	99.79
107.0-108.0	0.00	416.89	0.00	99.66	154.0-155.0	0.06	417.48	0.01	99.80
108.0-109.0	0.00	416.89	0.00	99.66	155.0-156.0	0.06	417.53	0.01	99.82
109.0-110.0	0.00	416.89	0.00	99.66	156.0-157.0	0.06	417.59	0.01	99.83
110.0-111.0	0.00	416.89	0.00	99.66	157.0-158.0	0.06	417.64	0.01	99.84
111.0-112.0	0.00	416.89	0.00	99.66	158.0-159.0	0.05	417.70	0.01	99.86
112.0-113.0	0.00	416.89	0.00	99.66	159.0-160.0	0.05	417.75	0.01	99.87
113.0-114.0	0.00	416.89	0.00	99.66	160.0-161.0	0.05	417.80	0.01	99.88
114.0-115.0	0.00	416.89	0.00	99.66	161.0-162.0	0.05	417.85	0.01	99.89
115.0-116.0	0.00	416.89	0.00	99.66	162.0-163.0	0.05	417.90	0.01	99.90
116.0-117.0	0.00	416.89	0.00	99.66	163.0-164.0	0.05	417.94	0.01	99.91
117.0-118.0	0.00	416.89	0.00	99.66	164.0-165.0	0.04	417.99	0.01	99.93
118.0-119.0	0.00	416.89	0.00	99.66	165.0-166.0	0.04	418.03	0.01	99.93
119.0-120.0	0.00	416.89	0.00	99.66	166.0-167.0	0.04	418.07	0.01	99.94
120.0-121.0	0.00	416.89	0.00	99.66	167.0-168.0	0.04	418.10	0.01	99.95
121.0-122.0	0.00	416.89	0.00	99.66	168.0-169.0	0.03	418.13	0.01	99.96
122.0-123.0	0.00	416.89	0.00	99.66	169.0-170.0	0.03	418.16	0.01	99.97
123.0-124.0	0.00	416.89	0.00	99.66	170.0-171.0	0.03	418.19	0.01	99.97
124.0-125.0	0.00	416.89	0.00	99.66	171.0-172.0	0.02	418.22	0.01	99.98
125.0-126.0	0.00	416.89	0.00	99.66	172.0-173.0	0.02	418.24	0.00	99.98
126.0-127.0	0.00	416.89	0.00	99.66	173.0-174.0	0.02	418.25	0.00	99.99
127.0-128.0	0.00	416.89	0.00	99.66	174.0-175.0	0.01	418.27	0.00	99.99
128.0-129.0	0.00	416.89	0.00	99.66	175.0-176.0	0.01	418.28	0.00	100.00
129.0-130.0	0.00	416.89	0.00	99.66	176.0-177.0	0.01	418.29	0.00	100.00
130.0-131.0	0.00	416.89	0.00	99.66	177.0-178.0	0.01	418.30	0.00	100.00
131.0-132.0	0.00	416.89	0.00	99.66	178.0-179.0	0.00	418.30	0.00	100.00
132.0-133.0	0.00	416.89	0.00	99.66	179.0-180.0	0.00	418.30	0.00	100.00
133.0-134.0	0.00	416.89	0.00	99.66					
134.0-135.0	0.00	416.89	0.00	99.66					
135.0-136.0	0.00	416.89	0.00	99.66					
136.0-137.0	0.00	416.89	0.00	99.66					
137.0-138.0	0.00	416.89	0.00	99.66					
138.0-139.0	0.00	416.89	0.00	99.66					
139.0-140.0	0.00	416.89	0.00	99.66					
140.0-141.0	0.01	416.90	0.00	99.66					

Rectangle ISO Lighting Intensity Diagram

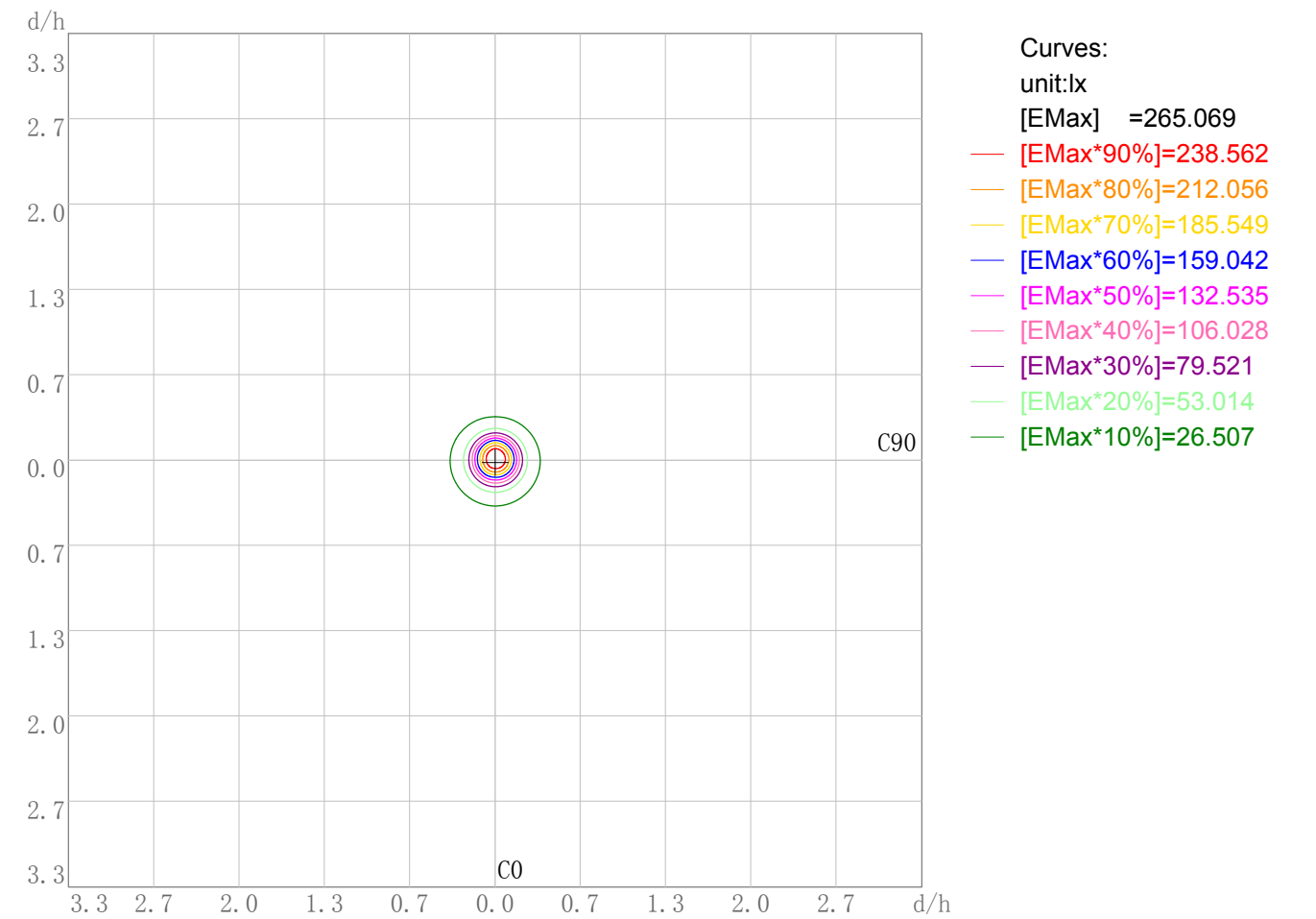
Lum. Name: SD06-06-XX-01 3000K RA90 24D	Lum. Catalog:	Test ID: 01
Lamp Name:	Lamp Catalog: LED	Test Lab: Quality Department
Manufacture: Shenzhen Norming Lighting Co.Ltd	Test Machine:GON-2000	Test Date: 2021/04/17



Plane ISO-Illuminance Diagram

Lum. Name: SD06-06-XX-01 3000K RA90 24D	Lum. Catalog:	Test ID: 01
Lamp Name:	Lamp Catalog: LED	Test Lab: Quality Department
Manufacture: Shenzhen Norming Lighting Co.Ltd	Test Machine:GON-2000	Test Date: 2021/04/17

Plane ISO-Illuminance Curve



Working Plane Luminaire Mounting Height(m): 3.00  
Working Plane Maximum Illuminance(lx): 265.07  
Working Plane Maximum Illuminance Position(d/h):H0.0 V0.0

---

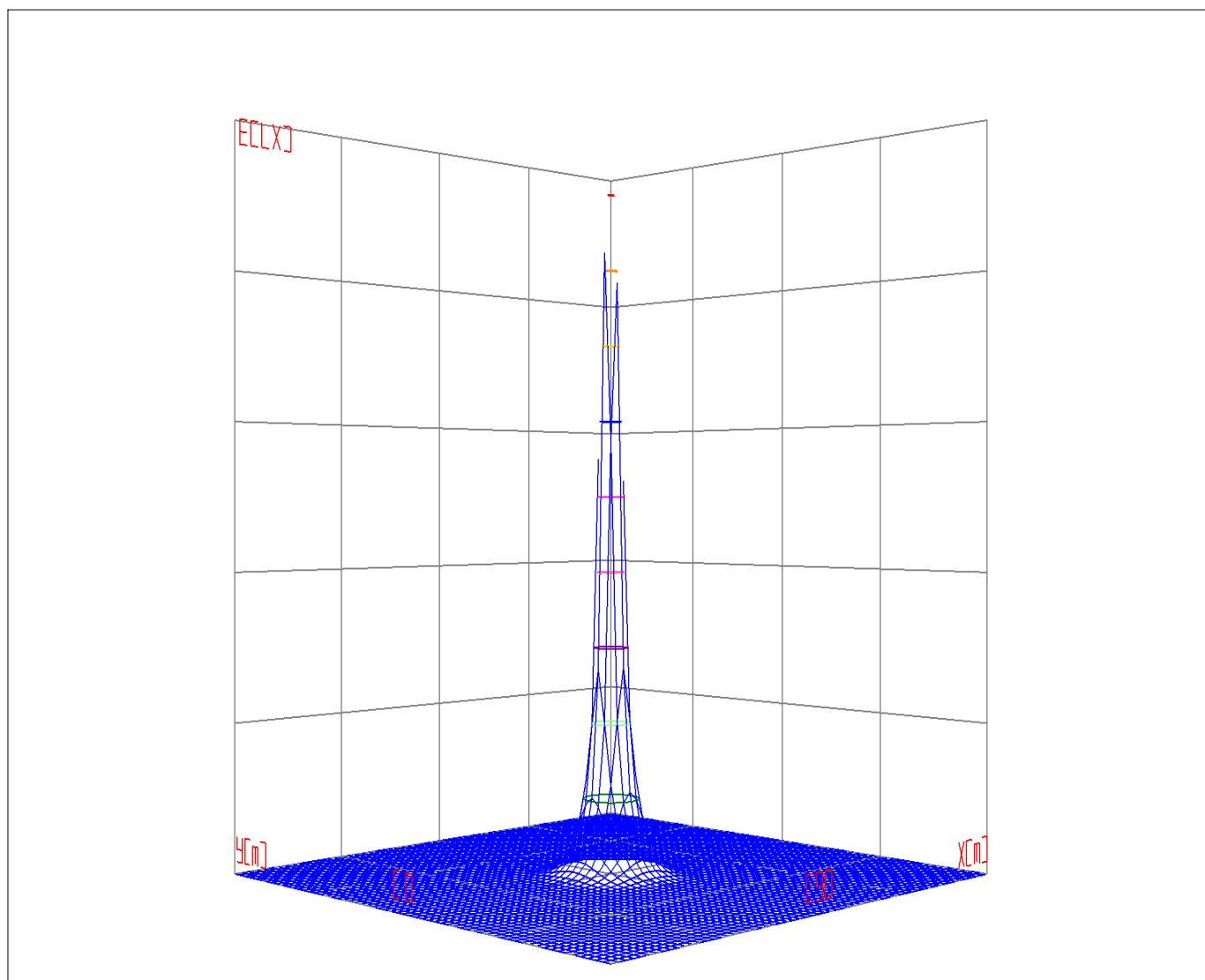
# IES Indoor Report

Photometric Filename:SD06-06-XX-01 3000K RA90 24D.IES

## 3D Plane ISO Illuminance Diagram

Lum. Name: SD06-06-XX-01 3000K RA90 24D	Lum. Catalog:	Test ID: 01
Lamp Name:	Lamp Catalog: LED	Test Lab: Quality Department
Manufacture: Shenzhen Norming Lighting Co.Ltd	Test Machine:GON-2000	Test Date: 2021/04/17

## 3D Plane Illuminance Modal



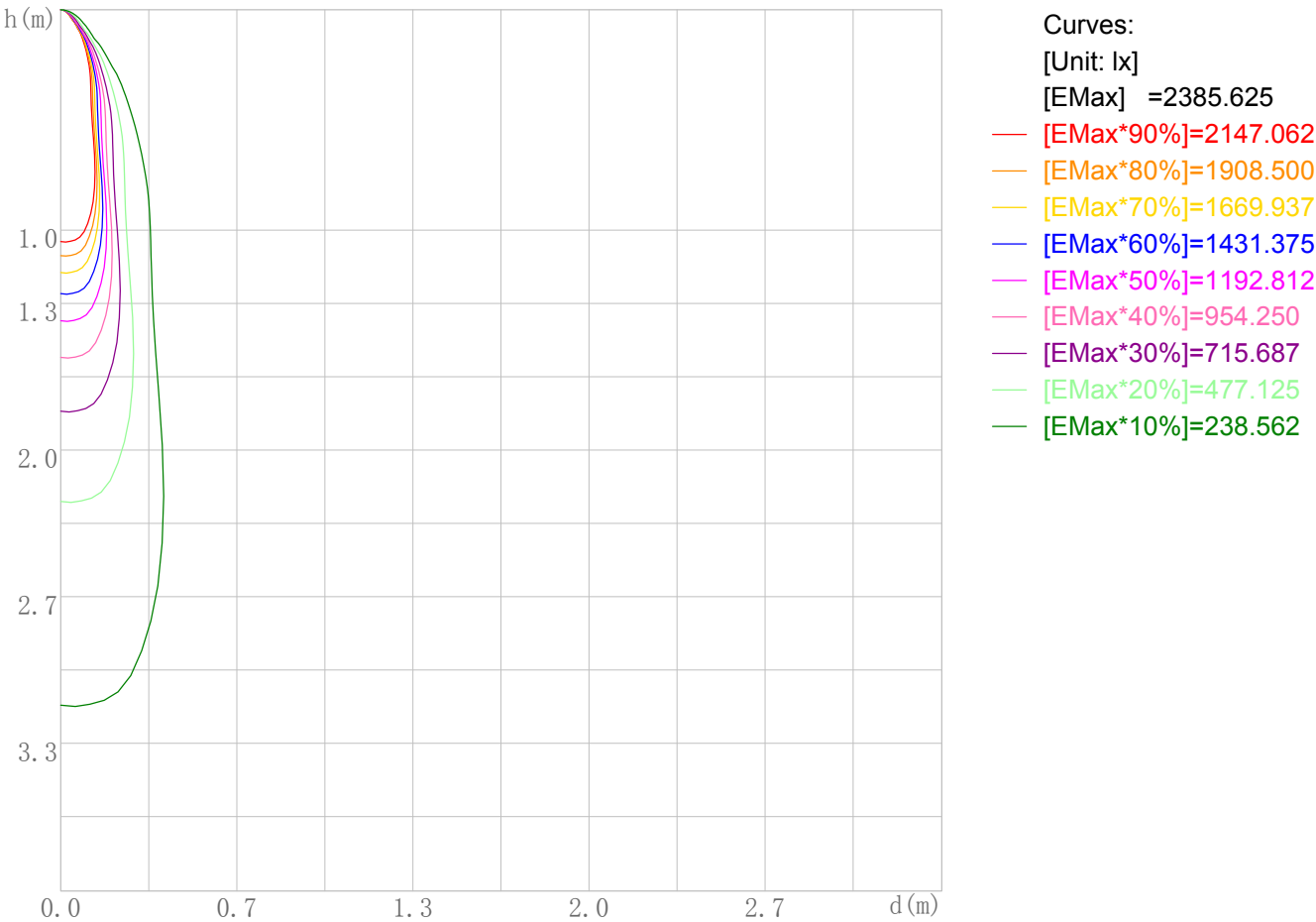
Curves: 3D Model — 90% — 80% — 70% — 60% — 50% — 40% — 30% — 20% — 10% —  
View Angles(deg): 0 Height(m): 3.0 Distance(m): 10.0



Space ISO Illuminance Diagram

Lum. Name: SD06-06-XX-01 3000K RA90 24D	Lum. Catalog:	Test ID: 01
Lamp Name:	Lamp Catalog: LED	Test Lab: Quality Department
Manufacture: Shenzhen Norming Lighting Co.Ltd	Test Machine:GON-2000	Test Date: 2021/04/17

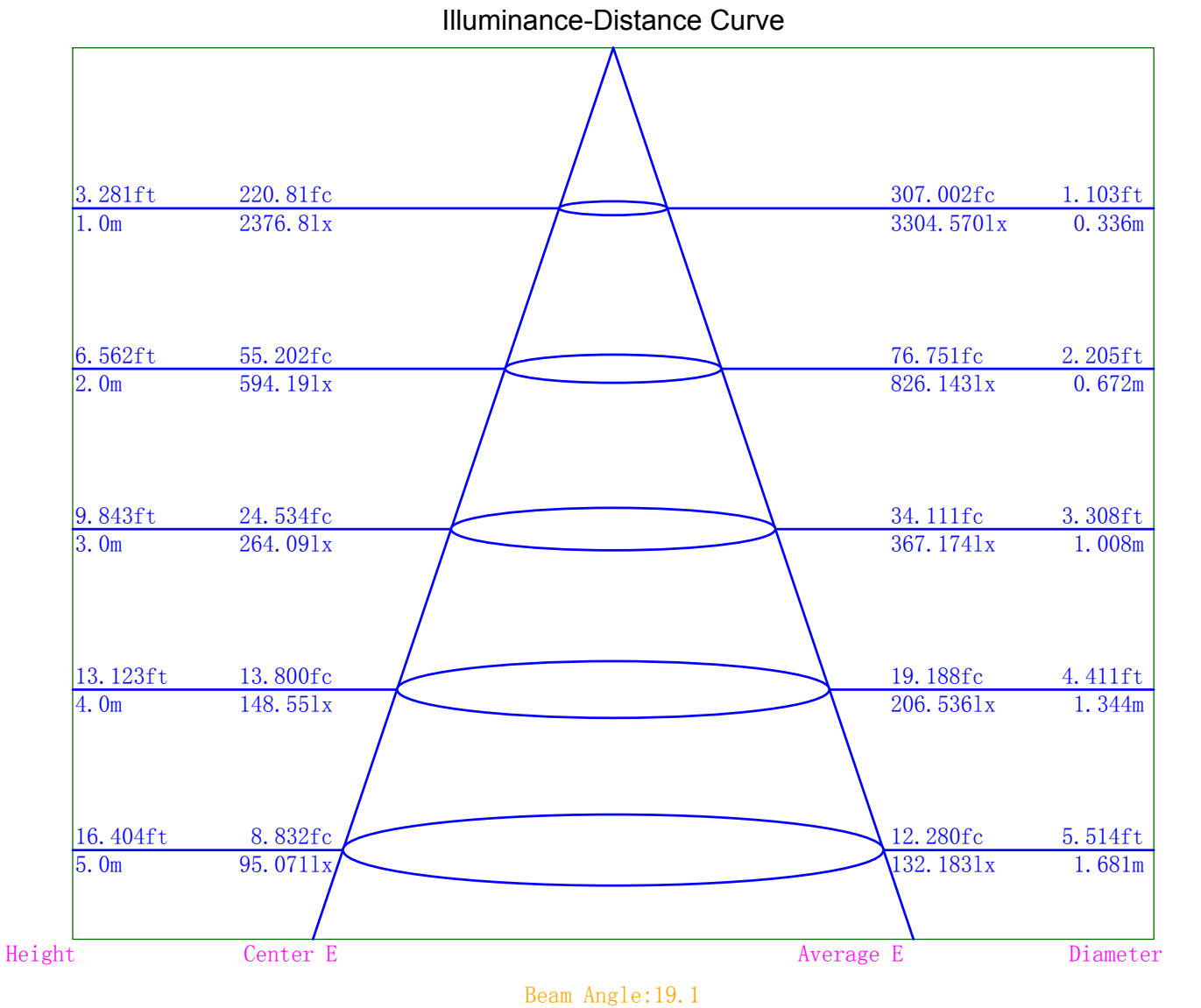
Space ISO Illuminance Curve



Space Plane Maximum Illuminance and @Angle:2385.62lx,1.0deg  
Plane Maximum Lighting Intensity and @Angle:2386.715cd,0deg

Illuminance-Distance Diagram

Lum. Name: SD06-06-XX-01 3000K RA90 24D	Lum. Catelog:	Test ID: 01
Lamp Name:	Lamp Catelog: LED	Test Lab: Quality Department
Manufacture: Shenzhen Norming Lighting Co.Ltd	Test Machine:GON-2000	Test Date: 2021/04/17



Indoor Luminance Limiting Curves

Lum. Name: SD06-06-XX-01 3000K RA90 24D	Lum. Catalog:	Test ID: 01
Lamp Name:	Lamp Catalog: LED	Test Lab: Quality Department
Manufacture: Shenzhen Norming Lighting Co.Ltd	Test Machine:GON-2000	Test Date: 2021/04/17

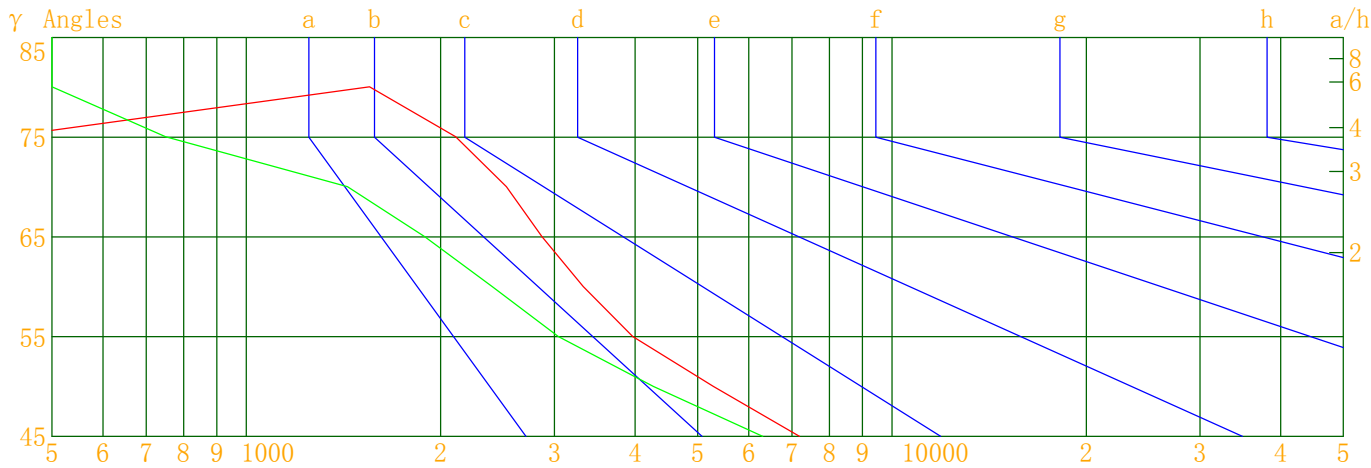
Glare Grade Table

GI	Quality	Using Illuminance							
1.15	A	2000	1000	500	<=300				
1.5	B		2000	1000	500	<=300			
1.85	C			2000	1000	500	<=300		
2.2	D				2000	1000	500	<=300	
2.55	E	a				2000	1000	500	<=300
			b	c	d	e	f	g	h

Luminance Table

Gama(deg)	45	50	55	60	65	70	75	80	85
C0	7191	5288	3966	3325	2869	2528	2109	1552	432
C90	6306	4269	3041	2403	1888	1434	750	0	0

Luminance Limiting Curve



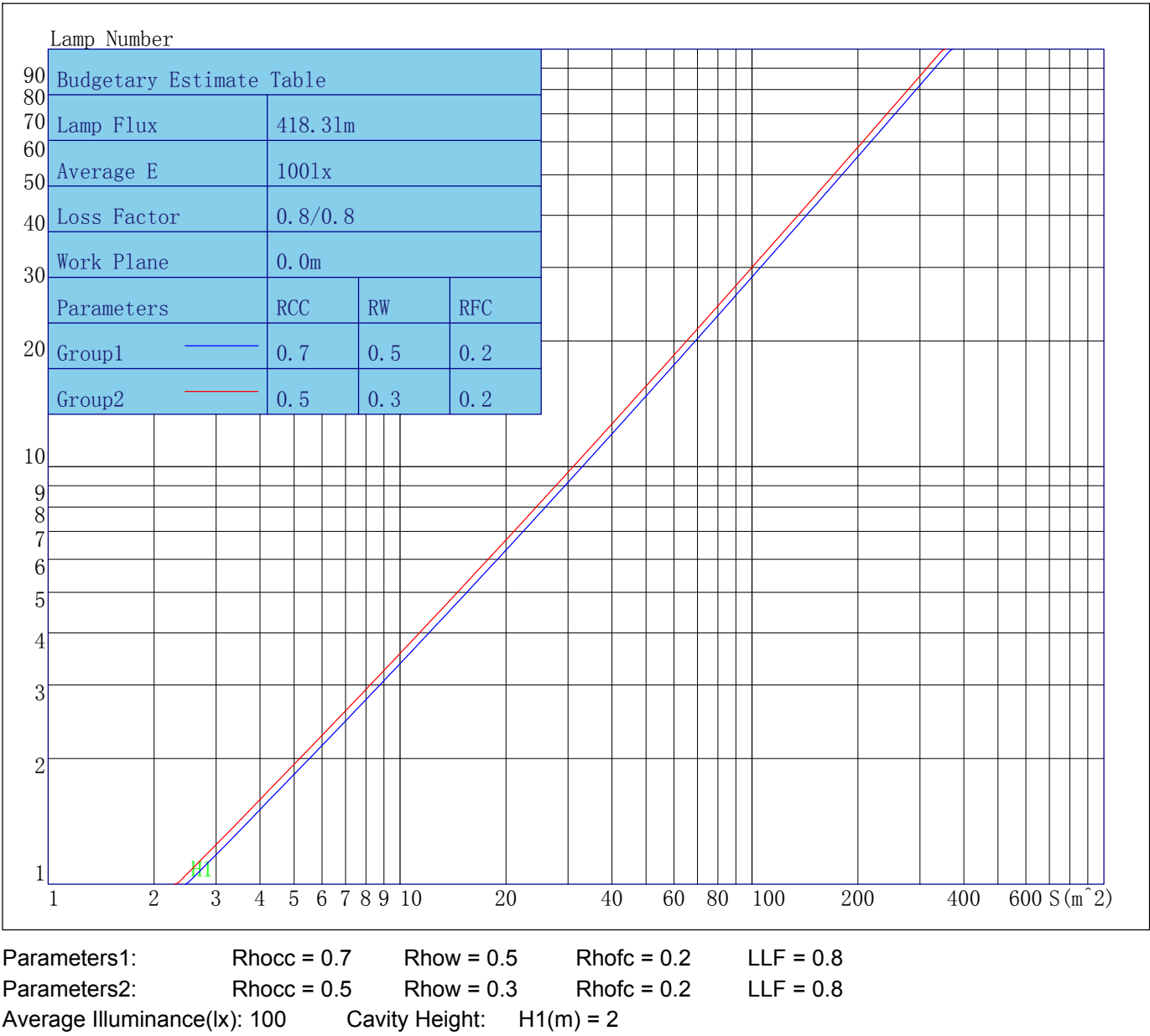
Luminous Size: Length(m)=0.000 Width(m)=-0.050 Height(m)=0.000 Area(m^2)=0.001963

Luminous Type: Without Luminous Side

Luminous Curves: C0-C180 Color: C90-C270 Color:

Indoor Budgetary Estimate Table

Lum. Name: SD06-06-XX-01 3000K RA90 24D	Lum. Catalog:	Test ID: 01
Lamp Name:	Lamp Catalog: LED	Test Lab: Quality Department
Manufacture: Shenzhen Norming Lighting Co.Ltd	Test Machine:GON-2000	Test Date: 2021/04/17



Indoor Coefficient of Utilization Table

Lum. Name: SD06-06-XX-01 3000K RA90 24D	Lum. Catelog:	Test ID: 01
Lamp Name:	Lamp Catelog: LED	Test Lab: Quality Department
Manufacture: Shenzhen Norming Lighting Co.Ltd	Test Machine:GON-2000	Test Date: 2021/04/17

Coefficients of Utilization - Zonal Cavity Method																		
Coef.	Effective Floor Cavity Reflectance RFC=0.20																	
RhoCC (%)	80				70				50			30			10			0
RhoW (%)	70	50	30	10	70	50	30	10	50	30	10	50	30	10	50	30	10	0
RCR	Coefficient of Utilization(%)																	
0	119	119	119	119	116	116	116	116	111	111	111	106	106	106	102	102	102	100
1	115	113	111	109	112	110	109	107	106	105	104	103	102	101	99	98	98	96
2	111	107	104	101	109	105	102	100	102	100	98	99	97	96	96	95	94	92
3	107	102	98	95	105	101	97	95	98	95	93	96	94	92	94	92	90	89
4	103	98	94	91	102	97	93	90	95	92	89	93	90	88	91	89	87	86
5	100	94	90	87	99	93	89	86	92	88	86	90	87	85	89	86	84	83
6	97	91	86	83	96	90	86	83	89	85	82	87	84	82	86	83	81	80
7	94	88	83	80	93	87	83	80	86	82	80	85	82	79	84	81	79	78
8	92	85	81	78	91	84	80	78	83	80	77	83	79	77	82	79	77	76
9	89	82	78	75	88	82	78	75	81	78	75	80	77	75	80	77	75	74
10	87	80	76	73	86	80	76	73	79	75	73	78	75	73	78	75	73	72

Unified Glare Rating Table

Lum. Name: SD06-06-XX-01 3000K RA90 24D	Lum. Catelog:	Test ID: 01
Lamp Name:	Lamp Catalog: LED	Test Lab: Quality Department
Manufacture: Shenzhen Norming Lighting Co.Ltd	Test Machine:GON-2000	Test Date: 2021/04/17

Unified Glare Rating Table

Ceiling RCC	0.70	0.70	0.50	0.50	0.30	0.70	0.70	0.50	0.50	0.30
Wall RW	0.50	0.30	0.50	0.30	0.30	0.50	0.30	0.50	0.30	0.30
Floor RFC	0.20	0.20	0.20	0.20	0.20	0.20	0.20	0.20	0.20	0.20
Room Size	Vewed crosswise					Vewed endwise				
X=2H    Y=2H	12.3	13.3	12.7	13.6	13.9	12.2	13.1	12.6	13.4	13.8
	12.5	13.3	12.9	13.6	14.0	12.2	13.0	12.5	13.3	13.7
	12.5	13.3	12.9	13.6	14.0	12.1	12.8	12.5	13.2	13.6
	12.5	13.2	12.9	13.6	14.0	12.0	12.6	12.4	13.0	13.4
	12.5	13.1	12.9	13.5	13.9	11.9	12.5	12.3	12.9	13.4
	12.4	13.0	12.9	13.4	13.9	11.8	12.4	12.3	12.8	13.3
X=4H    Y=2H	12.2	13.0	12.6	13.3	13.7	12.0	12.8	12.4	13.1	13.5
	12.4	13.0	12.9	13.5	13.9	12.0	12.6	12.4	13.0	13.5
	12.5	13.1	13.0	13.5	14.0	11.9	12.5	12.4	12.9	13.4
	12.6	13.0	13.0	13.5	14.0	11.8	12.3	12.3	12.7	13.2
	12.5	12.9	13.0	13.4	13.9	11.8	12.2	12.2	12.6	13.1
	12.5	12.8	13.0	13.3	13.8	11.7	12.1	12.2	12.5	13.0
X=8H    Y=4H	12.4	12.8	12.9	13.3	13.8	11.8	12.2	12.3	12.7	13.2
	12.5	12.8	13.0	13.3	13.8	11.7	12.0	12.2	12.5	13.0
	12.5	12.7	13.0	13.3	13.8	11.6	11.9	12.1	12.4	12.9
	12.4	12.7	12.9	13.2	13.8	11.5	11.8	12.1	12.3	12.9
X=12H    Y=4H	12.4	12.7	12.9	13.2	13.7	11.7	12.1	12.2	12.6	13.1
	12.4	12.7	13.0	13.2	13.7	11.6	11.9	12.2	12.4	12.9
	12.4	12.7	12.9	13.2	13.8	11.6	11.8	12.1	12.3	12.9
Variations with the objerver position at spacings										
S=1.0H	0.8/-0.8					2.1/-3.3				
S=1.5H	1.3/-1.6					2.8/-4.9				
S=2.0H	1.7/-2.2					2.9/-5.5				
Reduced UGR Table:										
Nordic Standard Table:	BK0					BK0				
Correction Value	0.6					0.2				

o the CIE Pub.117, data has been corrected, refers to the lamp's lumens 8.2flm.

IES Indoor Report

Photometric Filename:SD06-06-XX-01 3000K RA90 24D.IES

---

Candela Tabulation

V/H	C0.0	C90.0	C180.0	C270.0
γ 0.0	2376.77	2376.77	2376.77	2376.77
γ 1.0	2386.72	2356.84	2355.85	2349.55
γ 2.0	2375.24	2336.59	2304.05	2311.50
γ 3.0	2353.81	2297.03	2230.07	2246.68
γ 4.0	2304.13	2228.13	2122.63	2152.26
γ 5.0	2204.32	2118.13	1971.20	2017.49
γ 6.0	2053.44	1960.57	1781.89	1846.22
γ 7.0	1877.87	1769.73	1580.44	1650.24
γ 8.0	1679.68	1563.65	1379.63	1444.92
γ 9.0	1451.74	1353.02	1188.55	1231.12
γ 10.0	1217.70	1145.09	1010.53	1022.16
γ 11.0	984.69	948.18	850.37	842.30
γ 12.0	775.04	775.91	715.70	700.43
γ 13.0	622.39	637.06	609.32	592.67
γ 14.0	517.86	534.69	527.52	511.15
γ 15.0	442.60	459.77	462.74	448.73
γ 16.0	385.98	403.13	410.62	399.26
γ 17.0	340.87	359.55	368.50	359.37
γ 18.0	303.83	324.57	333.89	325.18
γ 19.0	272.61	295.15	303.78	294.92
γ 20.0	245.35	268.68	277.46	267.10
γ 21.0	220.69	244.06	253.23	240.68
γ 22.0	197.82	220.58	230.13	215.28
γ 23.0	175.82	197.60	208.42	191.70
γ 24.0	155.75	175.68	188.15	170.05
γ 25.0	138.05	155.56	168.97	150.43
γ 26.0	122.55	137.49	150.77	132.92
γ 27.0	108.71	121.29	133.75	117.26
γ 28.0	96.52	107.06	117.98	103.40
γ 29.0	85.69	94.48	103.69	91.19
γ 30.0	76.10	83.49	90.79	80.47
γ 31.0	67.83	73.72	79.21	70.68
γ 32.0	60.58	65.10	68.78	61.44
γ 33.0	54.28	57.17	59.88	53.71
γ 34.0	48.61	50.15	52.13	46.63
γ 35.0	42.69	43.86	44.98	39.52
γ 36.0	38.12	38.41	39.01	34.66
γ 37.0	31.44	33.15	33.92	30.70
γ 38.0	27.08	29.00	29.48	27.28
γ 39.0	23.91	25.49	25.61	24.27
γ 40.0	21.22	22.44	21.79	21.47
γ 41.0	18.87	19.78	13.38	15.61
γ 42.0	16.79	16.96	8.67	11.13
γ 43.0	14.27	11.81	7.44	9.75
γ 44.0	11.18	9.86	6.77	8.83
γ 45.0	9.98	8.76	6.24	8.02
γ 46.0	9.14	7.82	5.83	7.38

Candela Tabulation - (Cont.)

V/H	C0.0	C90.0	C180.0	C270.0
γ 47.0	8.41	7.00	5.46	6.90
γ 48.0	7.76	6.38	5.13	6.46
γ 49.0	7.18	5.86	4.79	6.05
γ 50.0	6.67	5.39	4.31	5.55
γ 51.0	6.18	4.92	3.98	5.11
γ 52.0	5.67	4.38	3.73	4.78
γ 53.0	5.17	4.00	3.52	4.51
γ 54.0	4.80	3.69	3.34	4.29
γ 55.0	4.47	3.42	3.18	4.09
γ 56.0	4.19	3.19	3.01	3.89
γ 57.0	3.93	2.97	2.85	3.70
γ 58.0	3.69	2.76	2.67	3.53
γ 59.0	3.47	2.55	2.51	3.36
γ 60.0	3.26	2.36	2.37	3.19
γ 61.0	3.07	2.18	2.23	3.03
γ 62.0	2.88	2.02	2.09	2.87
γ 63.0	2.70	1.86	1.95	2.71
γ 64.0	2.53	1.72	1.82	2.56
γ 65.0	2.38	1.57	1.69	2.42
γ 66.0	2.22	1.44	1.56	2.27
γ 67.0	2.08	1.32	1.43	2.12
γ 68.0	1.95	1.19	1.31	1.98
γ 69.0	1.82	1.08	1.18	1.84
γ 70.0	1.70	0.96	1.05	1.71
γ 71.0	1.58	0.85	0.92	1.55
γ 72.0	1.45	0.72	0.78	1.41
γ 73.0	1.31	0.60	0.66	1.28
γ 74.0	1.20	0.49	0.54	1.15
γ 75.0	1.07	0.38	0.44	1.02
γ 76.0	0.96	0.28	0.33	0.91
γ 77.0	0.85	0.18	0.24	0.80
γ 78.0	0.73	0.09	0.14	0.67
γ 79.0	0.63	0.00	0.05	0.58
γ 80.0	0.53	0.00	0.00	0.47
γ 81.0	0.43	0.00	0.00	0.38
γ 82.0	0.34	0.00	0.00	0.30
γ 83.0	0.26	0.00	0.00	0.20
γ 84.0	0.17	0.00	0.00	0.12
γ 85.0	0.07	0.00	0.00	0.03
γ 86.0	0.00	0.00	0.00	0.00
γ 87.0	0.00	0.00	0.00	0.00
γ 88.0	0.00	0.00	0.00	0.00
γ 89.0	0.00	0.00	0.00	0.00
γ 90.0	0.00	0.00	0.00	0.00
γ 91.0	0.00	0.00	0.00	0.00
γ 92.0	0.00	0.00	0.00	0.00
γ 93.0	0.00	0.00	0.00	0.00

---



Candela Tabulation - (Cont.)

V/H	C0.0	C90.0	C180.0	C270.0
γ 94.0	0.00	0.00	0.00	0.00
γ 95.0	0.00	0.00	0.00	0.00
γ 96.0	0.00	0.00	0.00	0.00
γ 97.0	0.00	0.00	0.00	0.00
γ 98.0	0.00	0.00	0.00	0.00
γ 99.0	0.00	0.00	0.00	0.00
γ 100.0	0.00	0.00	0.00	0.00
γ 101.0	0.00	0.00	0.00	0.00
γ 102.0	0.00	0.00	0.00	0.00
γ 103.0	0.00	0.00	0.00	0.00
γ 104.0	0.00	0.00	0.00	0.00
γ 105.0	0.00	0.00	0.00	0.00
γ 106.0	0.00	0.00	0.00	0.00
γ 107.0	0.00	0.00	0.00	0.00
γ 108.0	0.00	0.00	0.00	0.00
γ 109.0	0.00	0.00	0.00	0.00
γ 110.0	0.00	0.00	0.00	0.00
γ 111.0	0.00	0.00	0.00	0.00
γ 112.0	0.00	0.00	0.00	0.00
γ 113.0	0.00	0.00	0.00	0.00
γ 114.0	0.00	0.00	0.00	0.00
γ 115.0	0.00	0.00	0.00	0.00
γ 116.0	0.00	0.00	0.00	0.00
γ 117.0	0.00	0.00	0.00	0.00
γ 118.0	0.00	0.00	0.00	0.00
γ 119.0	0.00	0.00	0.00	0.00
γ 120.0	0.00	0.00	0.00	0.00
γ 121.0	0.00	0.00	0.00	0.00
γ 122.0	0.00	0.00	0.00	0.00
γ 123.0	0.00	0.00	0.00	0.00
γ 124.0	0.00	0.00	0.00	0.00
γ 125.0	0.00	0.00	0.00	0.00
γ 126.0	0.00	0.00	0.00	0.00
γ 127.0	0.00	0.00	0.00	0.00
γ 128.0	0.00	0.00	0.00	0.00
γ 129.0	0.00	0.00	0.00	0.00
γ 130.0	0.00	0.00	0.00	0.00
γ 131.0	0.00	0.00	0.00	0.00
γ 132.0	0.00	0.00	0.00	0.00
γ 133.0	0.00	0.00	0.00	0.00
γ 134.0	0.00	0.00	0.00	0.00
γ 135.0	0.00	0.00	0.00	0.00
γ 136.0	0.00	0.00	0.00	0.00
γ 137.0	0.00	0.00	0.00	0.00
γ 138.0	0.00	0.00	0.00	0.00
γ 139.0	0.00	0.00	0.00	0.02
γ 140.0	0.00	0.00	0.08	0.13

---

Candela Tabulation - (Cont.)

V/H	C0.0	C90.0	C180.0	C270.0
γ 141.0	0.01	0.00	0.19	0.24
γ 142.0	0.11	0.00	0.31	0.35
γ 143.0	0.23	0.05	0.43	0.45
γ 144.0	0.34	0.16	0.53	0.56
γ 145.0	0.44	0.28	0.64	0.65
γ 146.0	0.56	0.38	0.75	0.76
γ 147.0	0.66	0.48	0.84	0.85
γ 148.0	0.77	0.59	0.93	0.93
γ 149.0	0.86	0.68	1.00	1.00
γ 150.0	0.95	0.77	1.07	1.07
γ 151.0	1.03	0.84	1.14	1.13
γ 152.0	1.10	0.91	1.20	1.18
γ 153.0	1.17	0.97	1.25	1.22
γ 154.0	1.24	1.01	1.30	1.26
γ 155.0	1.28	1.06	1.35	1.29
γ 156.0	1.31	1.09	1.38	1.31
γ 157.0	1.36	1.13	1.42	1.34
γ 158.0	1.38	1.15	1.44	1.36
γ 159.0	1.41	1.18	1.48	1.38
γ 160.0	1.44	1.20	1.50	1.40
γ 161.0	1.46	1.23	1.53	1.40
γ 162.0	1.49	1.26	1.54	1.41
γ 163.0	1.51	1.27	1.57	1.42
γ 164.0	1.52	1.30	1.58	1.44
γ 165.0	1.53	1.33	1.60	1.45
γ 166.0	1.54	1.34	1.60	1.45
γ 167.0	1.55	1.36	1.61	1.46
γ 168.0	1.55	1.38	1.61	1.47
γ 169.0	1.55	1.39	1.60	1.45
γ 170.0	1.55	1.40	1.58	1.46
γ 171.0	1.53	1.39	1.56	1.44
γ 172.0	1.52	1.38	1.53	1.42
γ 173.0	1.49	1.36	1.49	1.40
γ 174.0	1.46	1.35	1.46	1.37
γ 175.0	1.44	1.33	1.43	1.37
γ 176.0	1.42	1.30	1.41	1.34
γ 177.0	1.40	1.30	1.39	1.34
γ 178.0	1.38	1.30	1.39	1.34
γ 179.0	1.37	1.30	1.40	1.34
γ 180.0	1.37	1.37	1.37	1.37